

Installation

1. **Download** the .zip file from i13websolution.com --> My Account
2. **Go to: WordPress Admin > Plugins > Add New** and **Upload Plugin** with the file you downloaded with **Choose File**.
3. **Install Now** and **Activate** the extension.

Setup and Configuration

How to configure to accept donations as user input value?

Login to WP-admin

Go to "Woo Simple Donation" --> Click on "donation settings" --> choose donation type

Donation Settings **Choose Donation Type as "User Input"**

To print donation forms other than the cart and checkout page please use the shortcode `[i13_donation_print_form]`

Donation Type
 User Input User select from predefined values

Show categories in donation form
 Yes No

Is Category is Required Field
 Yes No

Show donation form on cart page
 Yes No

Show donation form on checkout page
 Yes No

How to configure to accept donations as a predefined value?

Login to WP-admin

Go to "Woo Simple Donation" --> Click on "donation settings" --> choose donation type

Donation Settings

To print donation forms other than the cart and checkout page please use the shortcode `[i13_donation_print_form]`

Donation Type

User Input User select from predefined values

Donation List Values [Add New](#)

4 items

Donation Value	Actions
\$10.00	
\$20.00	
\$30.00	
\$50.00	

[Add New](#)

4 items

Show categories in donation form

Yes No

How to configure to show/hide donation categories?

Login to WP-admin

Go to "Woo Simple Donation" --> Click on "donation settings" --> choose "Show categories in donation form" and choose "Is Category is Required Field" or not.

Donation Settings

To print donation forms other than the cart and checkout page please use the shortcode `[i13_donation_print_form]`

Choose show categories or not

Donation Type

User Input Use select from predefined values

Show categories in donation form

Yes No

Choose category is required field?

Is Category is Required Field

Yes No

Show donation form on cart page

Yes No

How to configure to show/hide donation form on Cart page/ Checkout page?

Login to WP-admin

Go to "Woo Simple Donation" --> Click on "donation settings" --> choose "Show donation form on cart page" and choose "Show donation form on the checkout page"

Donation Settings

To print donation forms other than the cart and checkout page please use the shortcode `[i13_donation_print_form]`

Donation Type

User Input User select from predefined values

Show categories in donation form

Yes No

Is Category is Required Field

Yes No

Show donation form on cart page

Yes No

Show donation form on checkout page

Yes No

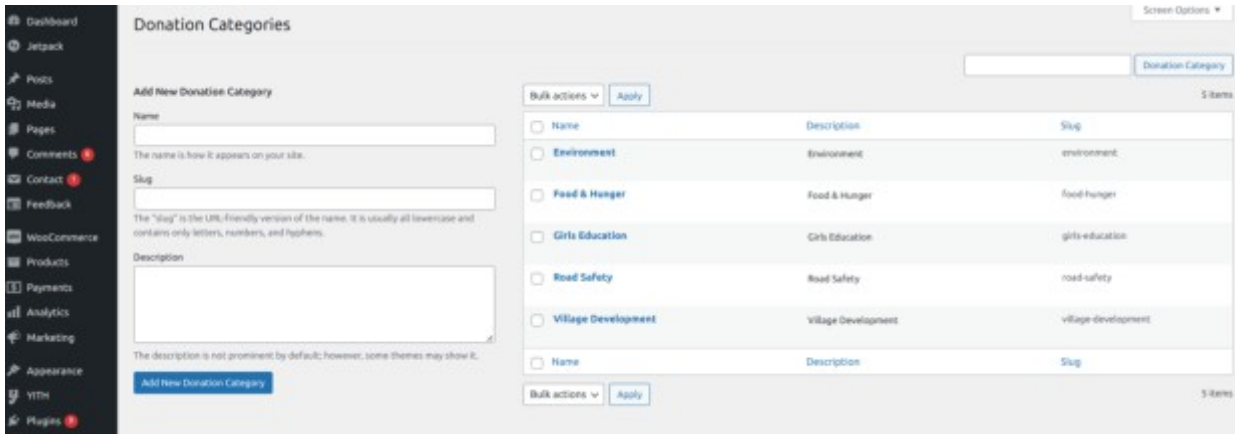
Show donation form on cart page

Show donation form on checkout page

How to configure Donation categories?

Login to WP-admin

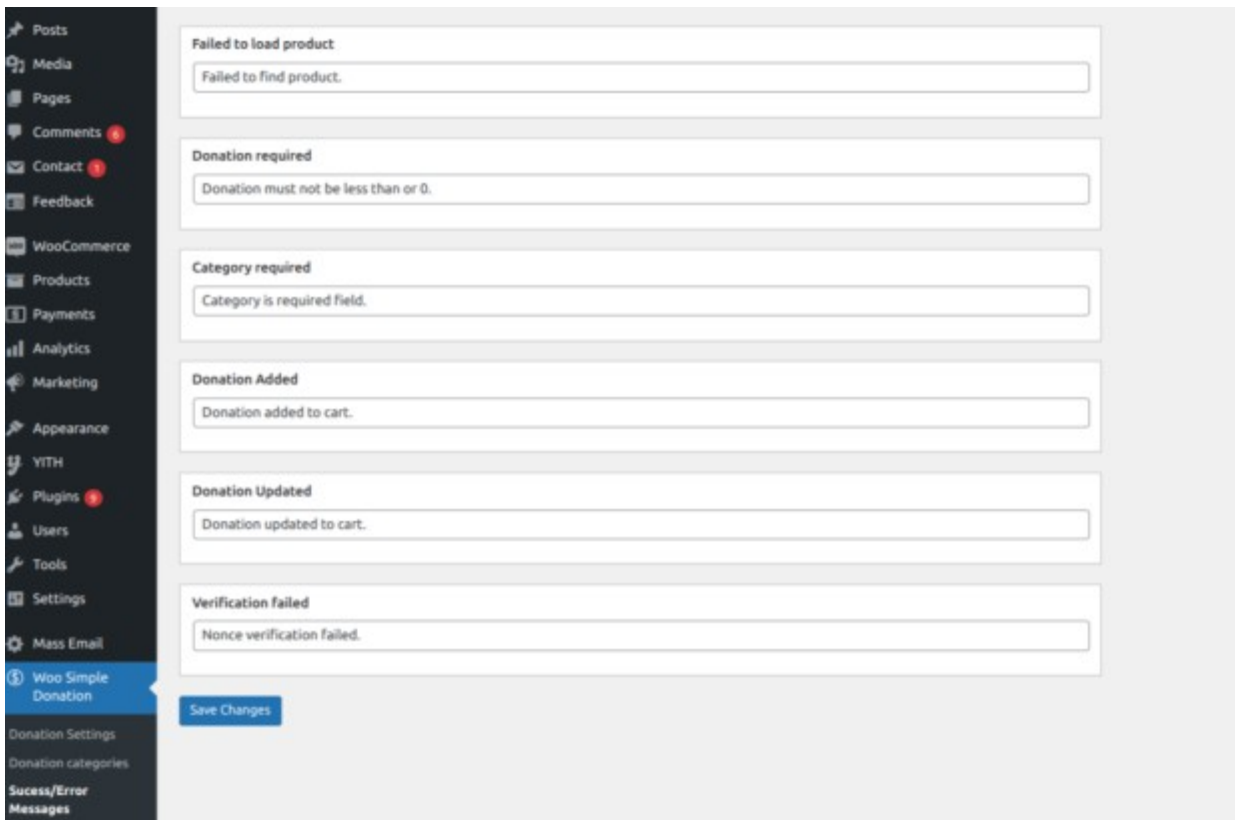
Go to "Woo Simple Donation" --> Click on "Donation categories" --> Here you can add/update/delete donation categories.



How to configure error/success messages?

Login to WP-admin

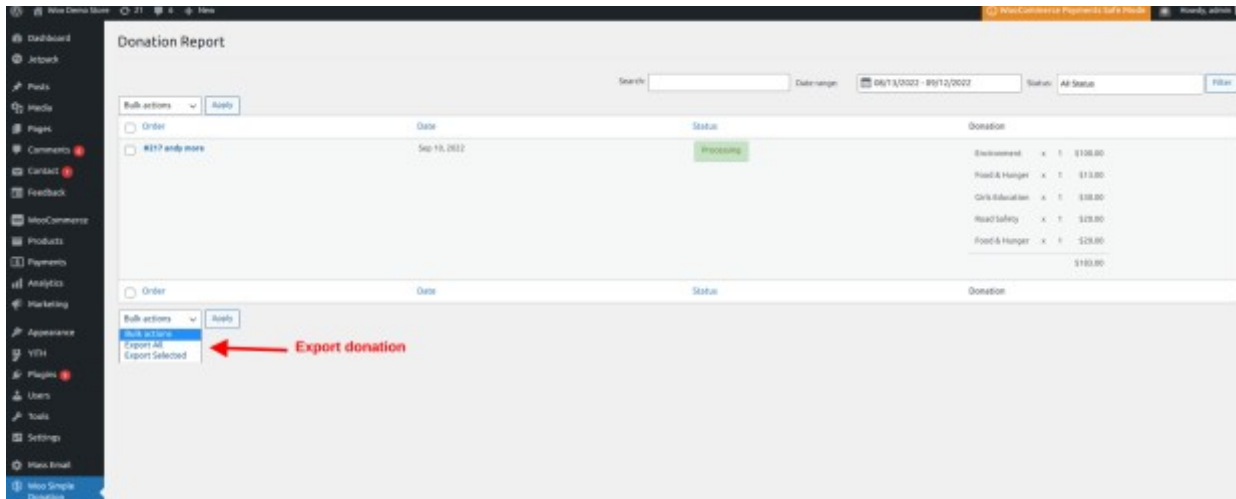
Go to "Woo Simple Donation" --> Click on "Sucess/Error Messages" --> Here you can manage messages.



How to check donation reports?

Login to WP-admin

Go to "Woo Simple Donation" --> Click on "Donation Report -->Here you can see the report and also export it to csv



How do show donation forms other than the checkout and cart page?

You can simple use shortcode [i13_donation_print_form] to show donation form.